

IMPROVISATION SEQUENCING

For Music Teachers

MusicalWonders.org



WHY IMPROVISE?

- Enhances fluency
- Supports Motivation -
Autonomy
- Jumpstarts
Composing and
Arranging
- Supports Lifelong
Musicianship
- Fun



IMPROVISATION MYTHS

Isn't that just for jazz?

Don't you need to know a lot of theory?

But I'm not creative...



PRO TIPS

1. Use background Tracks
2. Group Improvisation / Volunteer Soloists
3. Use your voices
4. Atmosphere of Experimentation
5. Encourage students to record themselves
6. Use your judgement
 - a. How to do this
 - b. When to add information

PHASE ONE

1. Experiment with sounds
2. Call and Response Rhythm / one note
 - a. Vocal
 - b. Instrumental
3. Make up rhythms in a single note
 - a. Call and response
 - b. Group Improvisation
 - c. Volunteers
 - d. Transcribe Rhythms

PHASE TWO

1. Continue with Phase 1 Exercises
2. Expand Sequence of notes
 - a. 2 notes (major 2nd and minor 3rd)
 - b. Short scales - 5 note major, 5 note dorian
 - c. Start on notes throughout the sequence
3. Experiment with singing short sentences and phrases.
4. Transcribe short phrases

PHASE THREE

1. Expand to larger Sequences of notes
 - a. Major / Dorian / Pentatonic / Blues
2. Introduce more complex chord progressions still with one scale

PHASE FOUR

1. Experiment with passing tones, approach tones, arpeggios integrated with scale runs
2. Change scales with chord progressions
3. Experiment with voice-leading (moving through chord progressions through half steps).
4. Transcribe more complex runs / solos

Resources

5 NOTE DORIAN JAM • CM - BAND

Musical WONDERS

Dorian Jam*
CM • EM - MODERN BAND

Dorian Jam*

C INSTRUMENTS




Bb INSTRUMENTS

5 NOTE DORIAN JAM • EM - ORCHESTRA

Dorian Jam*

VIOLIN




VIOLA

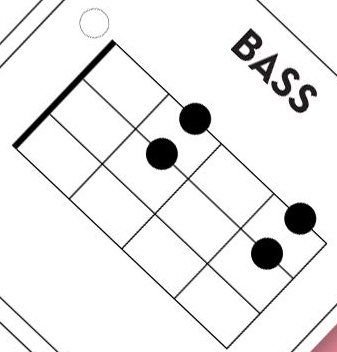
**MINOR CHORD
EASY JAM PACK**

MusicalWonders.org

GUITAR



BASS



KEYBOARD



FOUNDATION • MUSICAL

MUSICAL WONDERS.ORG

MUSICAL WONDERS.ORG

Major Scale Transposition Chart

Bb ↓ 2 Eb ↑ 3 F ↑ 5

1	2	3	4	5	6	7	(8)
C	D	E	F	G	A	B	C
Db	Eb	F	Gb	Ab	Bb	C	Db
D	E	F#	G	A	B	C#	D
Eb	F	G	Ab	Bb	C	D	Eb
E	F#	G#	A	B	C#	D#	E
F	G	A	Bb	C	D	E	F
Gb	Ab	Bb	Cb	Db	Eb	F	Gb
G	A	B	C	D	E	F#	G
Ab	Bb	C	Db	Eb	F	G	Ab
A	B	C#	D	E	F#	G#	A
Bb	C	D	Eb	F	G	A	Bb
B	C#	D#	E	F#	G#	A#	B

Pentatonic and Blues Scales		
	Pentatonic	Blues
Major:	1 2 3 5 6	1 2 b3 3 5 6
Minor:	1, b3, 4, 5, b7	1, b3, 4, b5, 5, b7

Common Chord / Scale Formulas:				
Name:	Formula:	Symbols (Bb as Example)	Scale:	Formula:
Major(7)	1 3 5 (7)	Bb, BbMaj, BbMaj7, BbM7, BbΔ7	Major	1 2 3 4 5 6 7 8
Minor(7)	1 b3 5 (b7)	Bbm, Bb-, Bbmin, Bbm7, Bbmin7, Bb-7	Dorian:	1 2 b3 4 5 6 b7 8
Dim(7)	1 b3 b5 (6)	Bbdim, Bbdim7, Bbo, Bbo7	Diminished:	1 2 b3 4 b5 b6 6 7 8
Dominant 7	1 3 5 b7	Bb7	Mixolydian:	1 2 3 4 5 6 b7 8

C	C#/Db	D	D#/Eb	E	F	F#/Gb	G	G#/Ab	A	A#/Bb	B
---	-------	---	-------	---	---	-------	---	-------	---	-------	---

Scales Tetrachords Scales

Transposition Learning by Scale Degree Chord and Scale Formulas Half and Whole Steps